



Wi-Fi 7

BE9700 Tri-Band Wi-Fi 7 Router

Redefining Wi-Fi Routers

Archer BE600



9.7 Gbps Wi-Fi 7 Speeds

Enhanced with 6 GHz, 320 MHz Ultra-Wide Channels[†]

Wi-Fi 7 Multi-Link Operation

Boosted Throughput, Unmatched Reliability

Ultimate 10G Connectivity

1× 10 Gbps WAN/LAN Port[§], 4× 2.5 Gbps Ports

Maximized Coverage

6× External Antennas with Beamforming

Lag-Free Streaming & Gaming

Ultra-Smooth Wi-Fi with 4× Lower Latency[‡]

Highlights

Wi-Fi 7 — Wi-Fi Like Never Before



Multi-Link Operation

Higher speed, lower latency, more reliability.◊

4K-QAM

Packs 120% data for higher speeds.◊

320 MHz Ultra-Wide Channels

Doubles the width, doubles the speed.◊

Powered by Wi-Fi 7 technology, Archer BE600 delivers incredible Wi-Fi speeds of up to 9.7 Gbps, enabling your devices to run at full speed. Enjoy fluent 4K/8K streaming, immersive AR/VR gaming, and blazing-fast downloads.†

The Ultimate 10G Connectivity



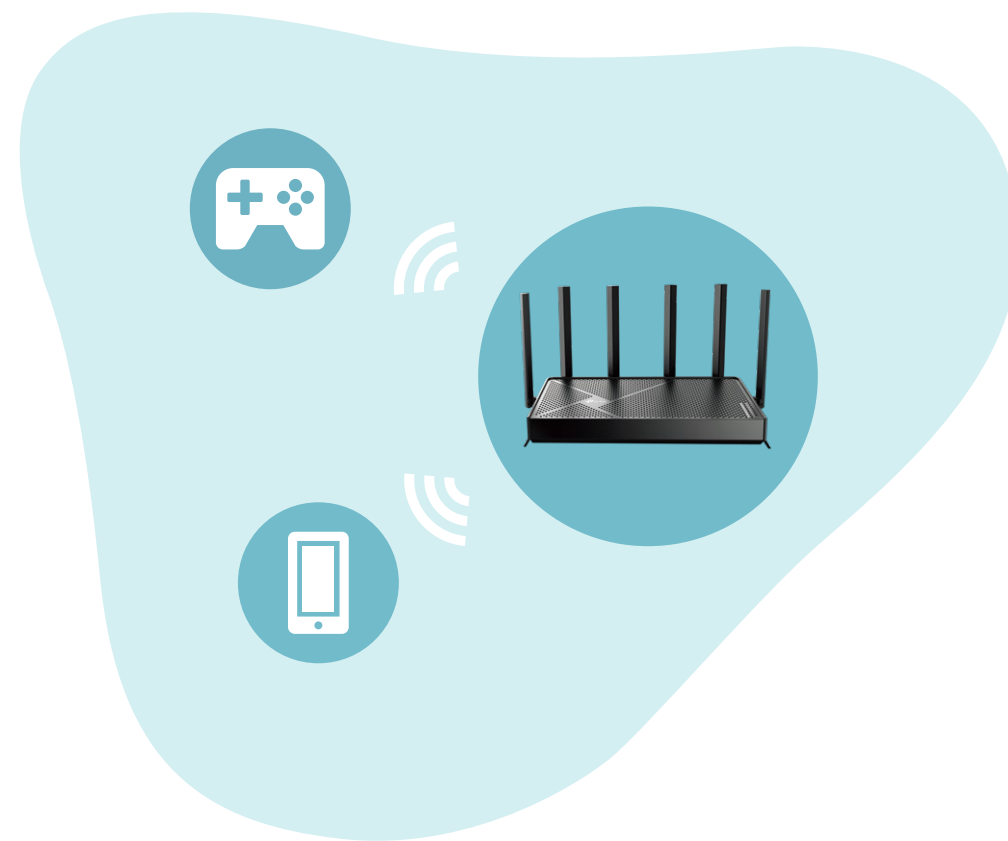
USB 3.0 Port 1× 10 Gbps WAN/LAN Port 1× 2.5 Gbps WAN/LAN Port 3× 2.5 Gbps LAN Ports

With a 10 Gbps port, 2.5 Gbps WAN/LAN and LAN ports, and a USB 3.0 port, the Archer BE600 is perfect for Gig+ internet, delivering lightning-fast speeds and smooth, high-performance connections for all your devices.§

Highlights

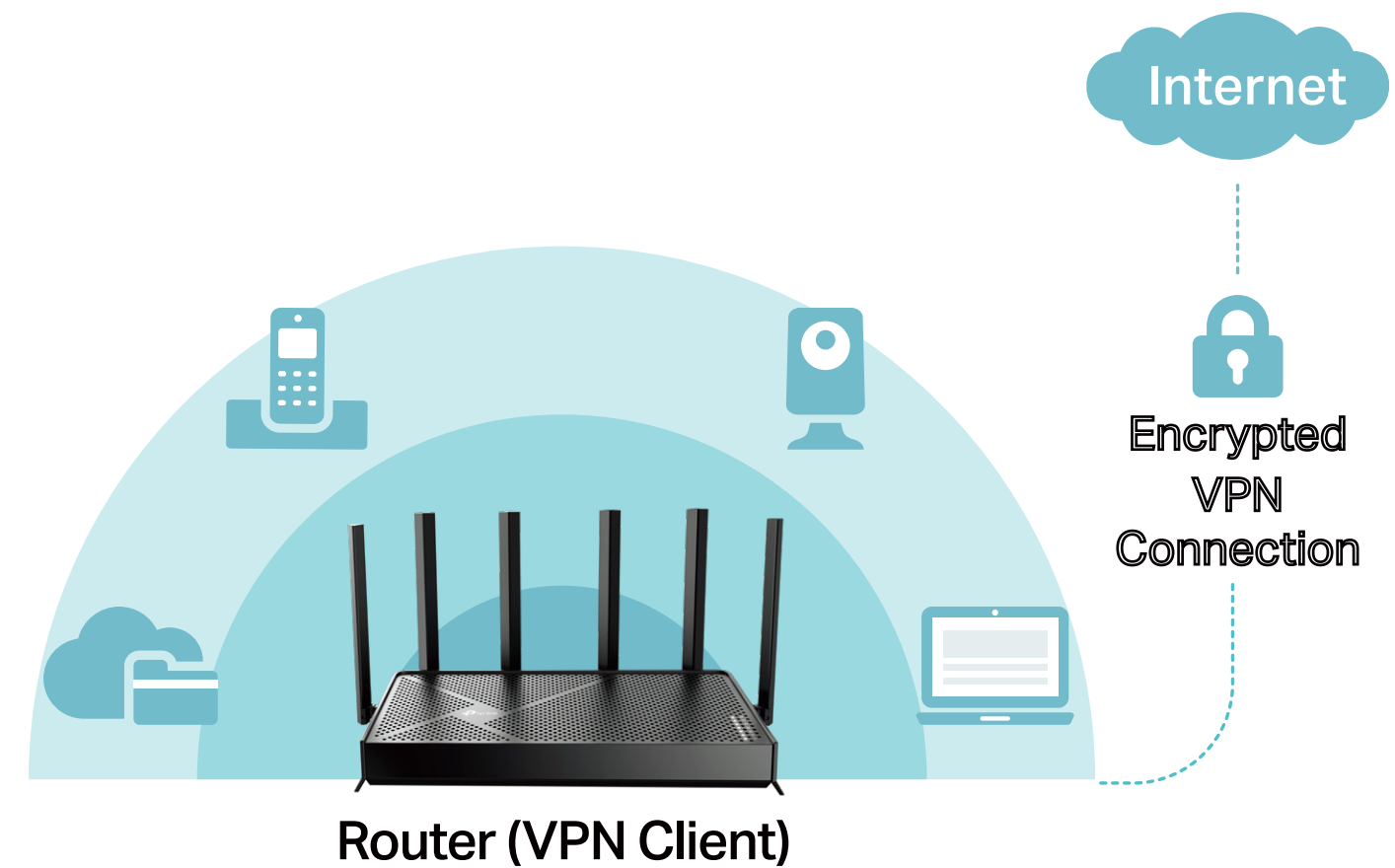
Maximum Wi-Fi Coverage

Six high-performance antennas and Beamforming technology deliver broad Wi-Fi coverage. Need more coverage? The Archer BE600 is compatible with EasyMesh to form seamless whole-home mesh Wi-Fi.**



Built-in VPN Security

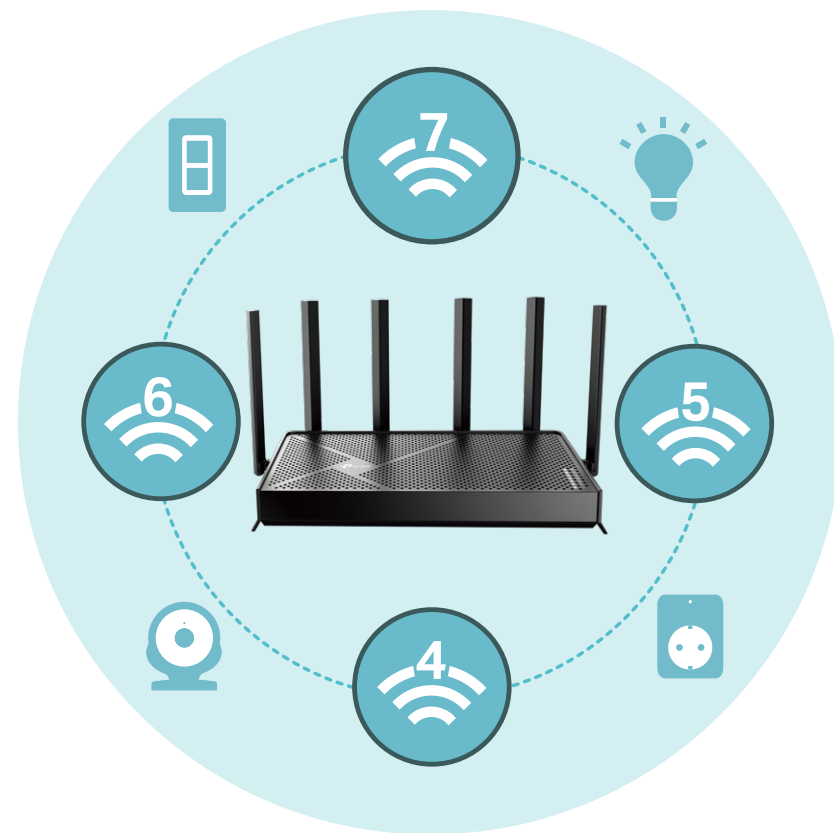
Archer BE600 allows specified devices on your home network to access remote VPN servers without needing to install VPN software on every device.



Highlights

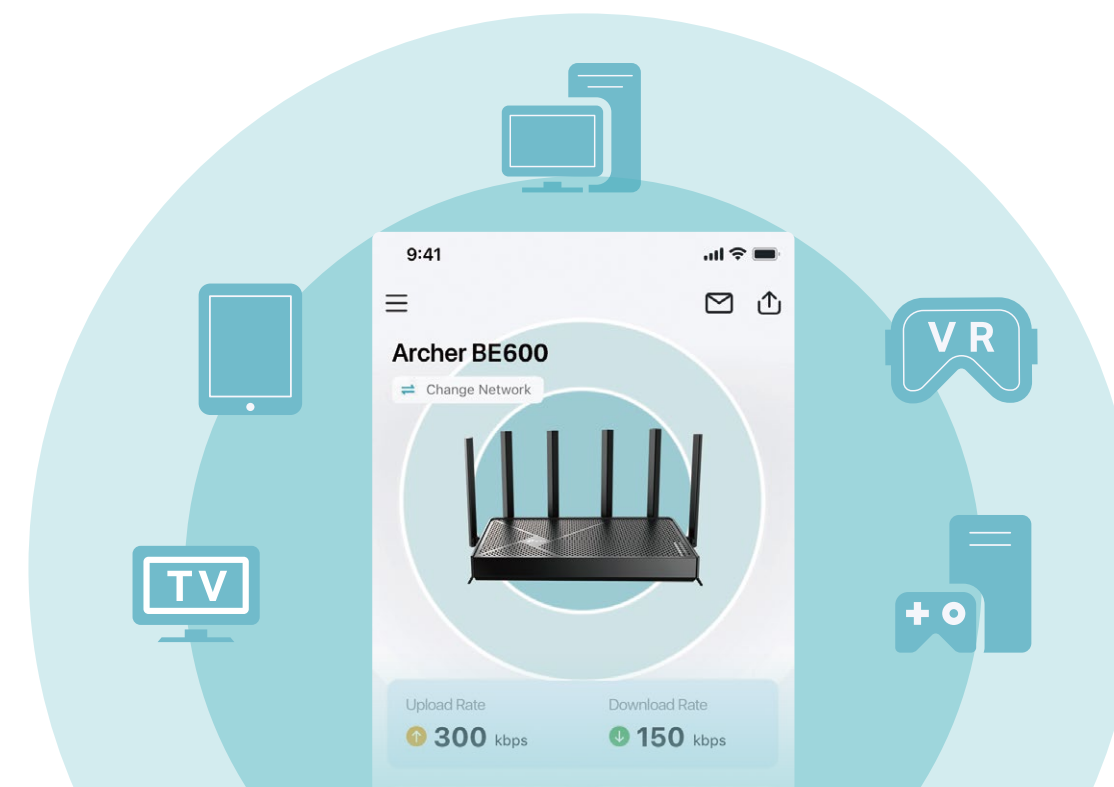
Great Compatibility

The Archer BE600 is compatible with all Wi-Fi generations, devices, and internet service providers.* It also works with Google Assistant.



Easy Network Management

The TP-Link Tether app provides a simple and intuitive way to set up, manage, and monitor your network at home or on the go.



Features




Ultra-Fast Speed

- **Blazing-Fast BE600 Wi-Fi** – Up to 9.7 Gbps tri-band Wi-Fi 7 enables gaming, streaming and high-speed downloading on multiple devices—all at the same time[†]
- **10G Multi-Gig Port** – 1× 10 Gbps WAN/LAN port, 1× 2.5 Gbps WAN/LAN port and 3× 2.5 Gbps LAN ports ensure max flexibility and boosted throughput.
- **Greenfield 6 GHz Band** – Provides robust high-speed connections with a brand-new expansive and congestion-free band.
- **Wi-Fi 7** – Wi-Fi 7 (802.11be) features advanced technologies, including 320MHz channels and 4K QAM, drastically increasing the speed and efficiency of your entire network.[†]
- **Smart Connect** – Intelligently assigns each device to the best Wi-Fi band for optimal performance.



Reliable Connections

- **9.7 Gbps Tri-Band WiFi 7** – Enables your devices to run at full speed. Enjoy fluent 4K/8K streaming, immersive AR/VR gaming, and blazing-fast downloads.
- **Airtime Fairness** – Balances bandwidth of connected devices to improve overall throughput and efficiency.



Broad Wi-Fi Range

- **Ultimate Range Wi-Fi** – Proprietary WiFi optimization and 6x external antennas boost WiFi signals throughout your home.
- **Beamforming Technology** – Concentrates Wi-Fi signals towards individual devices to ensure stronger connections.
- **Seamless EasyMesh network** – Transfer between seamless whole-home Wi-Fi without any drops or lag and manage your whole network using a centralized panel.

Features



Ease of Use

- Hassle-free Management with Tether App – Network management is made easy with the TP-Link Tether app, available on any Android and iOS device.
- Intuitive Web UI – Ensures quick and simple installation without hassle.
- WPS (Wi-Fi Protected Setup) – Help you to quickly and securely connect your devices to the router's network with a tap.
- Backwards Compatible – Take your Wi-Fi to the next level while being backwards compatible with existing 802.11a/b/g/n/ac/ax Wi-Fi standards.
- Works with Amazon Alexa and Google Assistant – Utilize Amazon Alexa and Google Assistant to control everything via voice commands to enjoy truly intelligent life.



Scan the QR code to download TP-Link Tether.



Robust Security

- HomeShield – TP-Link's premium security services keep your home network safe with cutting-edge features for network and IoT protection.**
- Parental Controls – Manage online time and block inappropriate content to control your family's digital habits.
- Guest Network – Provides separate access for guests to secure the home network.
- Advanced WPA3 Encryptions – The latest WiFi security protocol, WPA3, brings new capabilities to improve cybersecurity in personal networks.*
- Access Control – Establishes an allow list or a deny list to allow or restrict certain devices to access the internet.



Value-Added Features

- VPN Clients and Server Supported – With VPN client support, BE600 allows specified devices in your home network to access remote VPN servers without needing to install VPN software on every device.
- USB Port – Connects external storage devices to rapidly share files, photos, and videos.
- Built-in Media Server – Allows you to play music, watch videos and view photos from any device on your network.
- More Values – Advanced functions like IPTV, IPv6 compatibility, and Access Point mode bring more values.

Specifications

Wireless

- Standards: IEEE 802.11be/ax 6 GHz, IEEE 802.11be/ax/ac/n/a 5 GHz, IEEE 802.11be/ax/n/g/b 2.4 GHz
- WiFi Speeds: 5764 Mbps (6 GHz) + 2882 Mbps (5 GHz) + 1032 Mbps (2.4 GHz)[†]
- WiFi Range: 6x High-Performance Antennas with Beamforming
- WiFi 7 Features: Multi-Link Operation (MLO), 320 MHz Bandwidth, 4K-QAM, and Multi-RUs^{◇※}
- Working Modes: Router Mode, Access Point Mode

Hardware

- Ethernet Ports: 1x 10 Gbps WAN/LAN Port + 1x 2.5 Gbps WAN/LAN Port + 3x 2.5 Gbps LAN Ports
- USB Support: 1× USB 3.0 Port
- Buttons: Power On/Off Button, Reset Button, WPS Button, LED/Wi-Fi Button

Security

- WiFi Encryption: WPA, WPA2, WPA3, WPA/WPA2-Enterprise (802.1x)
- Network Security: SPI Firewall, Access Control, IP & MAC Binding, Application Layer Gateway, HomeShield Security
- Guest Network: 6 GHz Guest Network, 5GHz Guest Network, 2.4 GHz Guest Network
- VPN Server: OpenVPN, PPTP, L2TP VPN Server, Wireguard VPN
- VPN Client: OpenVPN, PPTP, L2TP VPN Client, Wireguard VPN

Software

- Protocols: IPv4, IPv6
- Service Kits: HomeShield
- EasyMesh: Supported
- Parental Controls: HomeShield Parental Controls
- WAN Types: Dynamic IP, Static IP, PPPoE, PPTP, L2TP
- Quality of Service: QoS by Device
- Cloud Service: Auto Firmware Upgrade, TP-Link ID, DDNS
- NAT Forwarding: Port Forwarding, Port Triggering, DMZ, UPnP
- DDNS: TP-Link, NO-IP, DynDNS

Specifications

Physical

· Dimensions: 10.6 x6.0 x1.9 in (268.6 x 153.0 x 47.6 mm)

· Package Contents:

Wi-Fi Router Archer BE600

Power Adapter

RJ45 Ethernet Cable

Quick Installation Guide

Other

· System Requirements:

Edge, Firefox, Chrome, Safari, or other JavaScript-enabled browser

*You are recommended to use the latest version

Cable or DSL Modem (if needed)

Subscription with an internet service provider (for internet access)

· Certifications: FCC, RoHS

· Environment:

Operating Temperature: 0℃~40℃ (32℉ ~104℉)

Operating Humidity: 10%~90% non-condensing



For more information, please visit
https://www.tp-link.com/products/details/?model=Archer+BE600_V1.6
or scan the QR code left

Test Data

· WiFi Transmission Power:

FCC: ≤ 30 dBm (2.4 GHz), ≤ 30 dBm (5 GHz), ≤ 25 dBm (6 GHz)

· WiFi Reception Sensitivity:

2.4 GHz:

11ax HE20 MCS0:-97dBm, 11ax HE20 MCS11:-67dBm

11ax HE40 MCS0:-94dBm, 11ax HE40 MCS11:-64dBm

11be EHT20 MCS13:-60dBm, 11be EHT40 MCS13:-58dBm

5 GHz:

11ax HE20 MCS0:-95dBm, 11ax HE20 MCS11:-65dBm

11ax HE40 MCS0:-93dBm, 11ax HE40 MCS11:-62dBm

11ax HE80 MCS0:-90dBm, 11ax HE80 MCS11:-59dBm

11ax HE160 MCS0:-87dBm, 11ax HE160 MCS11:-56dBm

11be EHT20 MCS13:-58dBm, 11be EHT40 MCS13:-56dBm

11be EHT80 MCS13:-53dBm, 11be EHT160 MCS13:-50dBm

6 GHz:

11ax HE20 MCS0:-95dBm, 11ax HE20 MCS11:-65dBm

11ax HE40 MCS0:-93dBm, 11ax HE40 MCS11:-63dBm

11ax HE80 MCS0:-90dBm, 11ax HE80 MCS11:-59dBm

11ax HE160 MCS0:-87dBm, 11ax HE160 MCS11:-56dBm

11be EHT20 MCS13:-59dBm, 11be EHT40 MCS13:-57dBm

11be EHT80 MCS13:-54dBm, 11be EHT160 MCS13:-51dBm

11be EHT320 MCS0:-84dBm, 11be EHT320 MCS13:-48dBm

†Maximum wireless signal rates are the physical rates derived from IEEE Standard 802.11 specifications. Actual wireless data throughput, wireless coverage, and connected devices are not guaranteed and will vary as a result of internet service provider factors, network conditions, client limitations, and environmental factors, including building materials, obstacles, volume and density of traffic, and client location.

#Lower Latency refers to the latency improvement of Wi-Fi 7 routers compared to Wi-Fi 6/6E routers, based on laboratory test data. The test conditions had the same 5 GHz or 6 GHz single-frequency wireless interference and tested the maximum latencies of Wi-Fi 7 clients (with MLO turned on) connecting to the 5 GHz and 6 GHz bands of Archer BE600 (with MLO turned on) simultaneously and to the 5 GHz or 6 GHz bands of a Wi-Fi 6/6E router (without the MLO function).

ΔHigher capacity and lower latency refers to the capacity and latency improvement of Wi-Fi 7 routers compared to Wi-Fi 6/6E routers, based on laboratory test data.

\$10 Gbps internet speeds require compatible service plans and equipment. Actual network speed may be limited by the rate of the product's Ethernet WAN or LAN port, the rate supported by the network cable, internet service provider factors, and other environmental conditions.

☆Use of WPA3 requires clients to also support the corresponding feature.

◇Use of Wi-Fi 7 (802.11be), Wi-Fi 6 (802.11ax), and features including Multi-Link Operation (MLO), 320 MHz Bandwidth, 4K-QAM, Multi-RUs, OFDMA, and MU-MIMO requires clients to also support the corresponding features. The 320 MHz bandwidth is only available on the 6 GHz band. Simultaneously, the 320 MHz bandwidth on the 6 GHz band and 160 MHz bandwidth on the 5 GHz band may be unavailable in some regions/countries due to regulatory restrictions. Double channel width and speed refer to 320 MHz compared to 160 MHz for Wi-Fi 6 routers.

*Wi-Fi generations represent the wireless standard IEEE 802.11 a/b/g/n/ac/ax/be. All devices need to support 802.11 Wi-Fi protocols. Users may require an extra modem device that is compatible with their internet service provider to gain internet access.

**HomeShield includes both basic and advanced features. Advanced features require a paid subscription. For details, visit [tp-link.com/homeshield](https://www.tp-link.com/homeshield)

***TP-Link EasyMesh-compatible products can network with other devices that use EasyMesh. Failed connections may be due to firmware conflicts of different vendors. The EasyMesh-compatible function is still being developed on some models and will be supported in subsequent software updates.

©2025 TP-Link